

# ELECTRICAL DESIGN GROUP

ELECTRICAL BUILDING SERVICES CONSULTANTS

P.O. Box 15, SHERWOOD Q. 4075

Phone: (07) 3278 4375 Fax: (07) 3716 0222

Web Site: www.edg.net.au Email: brisbane@edg.net.au


C3358a - BRACKEN RIDGE TAVERN

C3358a-0004(D).xls

LIGHTING CONTROL SCHEDULE

REVISION D - 14 AUGUST 2025

| MISCELLANEOUS EQUIPMENT |  |  |          | REV     |   |
|-------------------------|--|--|----------|---------|---|
| ITEM                    | DESCRIPTION  |  |          | A       |   |
| SP1                     | AS DETAILED IN THE EQUIPMENT SCHEDULE 6-BUTTON PROGRAMMABLE SWITCH PANEL C/W CENTRAL LCD DISPLAY DYNALITE ANTUMBRA DISPLAY ALUMINIUM |  |          | A       |   |
| SP2                     | AS DETAILED IN THE EQUIPMENT SCHEDULE 6-BUTTON PROGRAMMABLE SWITCH PANEL C/W CENTRAL LCD DISPLAY DYNALITE ANTUMBRA DISPLAY ALUMINIUM |  |          | A       |   |
| SP3                     | AS DETAILED IN THE EQUIPMENT SCHEDULE 6-BUTTON PROGRAMMABLE SWITCH PANEL C/W CENTRAL LCD DISPLAY DYNALITE ANTUMBRA DISPLAY ALUMINIUM |  |          | A       |   |
| SP4                     | AS DETAILED IN THE EQUIPMENT SCHEDULE 6-BUTTON PROGRAMMABLE SWITCH PANEL C/W CENTRAL LCD DISPLAY DYNALITE ANTUMBRA DISPLAY ALUMINIUM |  |          | A       |   |
| PE CELL                 | PROGRAMMABLE PE CELL DUS 90CS CONFIRM THE LOCATION ON SITE WITH THE ARCHITECT  |  |          | A       |   |
| TIME CLOCK              | PROGRAMMABLE TIME CLOCK ENVISION GATEWAY PDEG C/W INTERNET ACCESS LOCATE DB-B  |  |          | A       |   |
| CONTROL MODULE 1        |  |  |          | A       |   |
| TYPE:                   |  | DYNALITE DDMC802   |          | A       |   |
| DESCRIPTION             |  | 8CH MODULAR CONTROLLER   |          | A       |   |
| LOCATION                |  | DIN RAIL MOUNTED WITHIN A NEW WALL MOUNTED ENCLOSURE ADJACENT DB-1 |          | A       |   |
| BUS:                    |  | A  |          | A       |   |
| CHANNEL                 | CONTROL  | DESCRIPTION  |          | A       |   |
|                         |  | LOCATION   | CIRCUIT  | USE     |   |
| 1-1                     | DGTM202  |  | DB-1 -L1 | WL2 WL3 | A |
| 1-2                     |  |  |          | WL1     | A |
| 1-3                     | DGRM204  |  |          | WL2     | A |
| 1-4                     |  |  |          |         | A |
| 1-5                     |  |  |          |         | A |
| 1-6                     |  |  |          |         | A |
| 1-7                     |  |  |          |         | A |
| 1-8                     |  |  |          |         | A |



# ELECTRICAL DESIGN GROUP

ELECTRICAL BUILDING SERVICES CONSULTANTS

P.O. Box 15, SHERWOOD Q. 4075

Phone: (07) 3278 4375 Fax: (07) 3716 0222

Web Site: www.edg.net.au Email: brisbane@edg.net.au


C3358a - BRACKEN RIDGE TAVERN

C3358a-0004(D).xls

LIGHTING CONTROL SCHEDULE

REVISION D - 14 AUGUST 2025

| CONTROL MODULE 2 |          |  |           |      | A |
|------------------|----------|--|-----------|------|---|
| TYPE:            |          | DYNALITE DDRC1220FR-GL   |           |      | A |
| DESCRIPTION      |          | 12CH 20 A FEEDTHROUGH RELAY CONTROLLER                             |           |      | A |
| LOCATION         |          | DIN RAIL MOUNTED WITHIN A NEW WALL MOUNTED ENCLOSURE ADJACENT DB-1 |           |      | A |
| BUS:             |          | A  |           |      | A |
| CHANNEL          | CONTROL  | DESCRIPTION  |           |      | A |
|                  |          | LOCATION   | CIRCUIT   | USE  | A |
| 1-9              |          |  |           |      | A |
| 1-10             | SWITCHED | EXTERNAL   | DB-1 - L2 | SIGN | A |
| 1-11             |          |  |           |      | A |
| 1-12             |          |  |           |      | A |
| 1-13             |          |  |           |      | A |
| 1-14             |          |  |           |      | A |
| 1-15             |          |  |           |      | A |
| 1-16             |          |  |           |      | A |
| 1-17             |          |  |           |      | A |
| 1-18             |          |  |           |      | A |
| 1-19             |          |  |           |      | A |
| 1-20             |          |  |           |      | A |
| CONTROL MODULE 3 |          |  |           |      | A |
| TYPE:            |          | DYNALITE DDBC1200  |           |      | A |
| DESCRIPTION      |          | 12CH BOARD CAST DALI CONTROLLER                                    |           |      | A |
| LOCATION         |          | DIN RAIL MOUNTED WITHIN A NEW WALL MOUNTED ENCLOSURE ADJACENT DB-1 |           |      | A |
| BUS:             |          | A  |           |      | A |
| CHANNEL          | CONTROL  | DESCRIPTION  |           |      | A |
|                  |          | LOCATION   | CIRCUITS  | USE  | A |
| 1-21             | DALI DIM |  |           |      | A |
| 1-22             | DALI DIM |  | DB-1 - L3 | S7   | A |
| 1-23             | DALI DIM |  | DB-1 - L3 | UP1  | A |
| 1-24             | DALI DIM |  | DB-1 - L3 | SDL4 | A |
| 1-25             | DALI DIM |  |           |      | A |
| 1-26             | DALI DIM |  |           |      | A |
| 1-27             | DALI DIM |  | DB-1 - L5 | SDL4 | A |
| 1-28             | DALI DIM |  | DB-1 - L5 | RDL1 | A |
| 1-29             | DALI DIM |  | DB-1 - L5 | RDL1 | A |
| 1-30             | DALI DIM |  | DB-1 - L5 | RDL4 | A |
| 1-31             |          |  |           |      | A |
| 1-32             |          |  |           |      | A |



# ELECTRICAL DESIGN GROUP

ELECTRICAL BUILDING SERVICES CONSULTANTS

P.O. Box 15, SHERWOOD Q. 4075

Phone: (07) 3278 4375 Fax: (07) 3716 0222

Web Site: www.edg.net.au Email: brisbane@edg.net.au


C3358a - BRACKEN RIDGE TAVERN

C3358a-0004(D).xls

LIGHTING CONTROL SCHEDULE

REVISION D - 14 AUGUST 2025

|                  |          |  |           |         |   |
|------------------|----------|--|-----------|---------|---|
| CONTROL MODULE 4 |          |  |           |         | A |
| TYPE:            |          | DYNALITE DDBC1200  |           |         | A |
| DESCRIPTION      |          | 12CH BOARD CAST DALI CONTROLLER                                    |           |         | A |
| LOCATION         |          | DIN RAIL MOUNTED WITHIN A NEW WALL MOUNTED ENCLOSURE ADJACENT DB-1 |           |         | A |
| BUS:             |          | A  |           |         | A |
| CHANNEL          | CONTROL  | DESCRIPTION  |           |         | A |
|                  |          | LOCATION   | CIRCUITS  | USE     | A |
| 1-33             | DALI DIM |  | DB-1 - L4 | SDL7    | A |
| 1-34             | DALI DIM |  | DB-1 - L4 | SDL7    | A |
| 1-35             | DALI DIM |  | DB-1 - L4 | RDL4    | A |
| 1-36             | DALI DIM |  | DB-1 - L4 | S1      | A |
| 1-37             | DALI DIM |  | DB-1 - L4 | S2      | A |
| 1-38             |          |  |           |         | A |
| 1-39             |          |  |           |         | A |
| 1-40             |          |  |           |         | A |
| 1-41             |          |  |           |         | A |
| 1-42             |          |  |           |         | A |
| 1-43             |          |  |           |         | A |
| 1-44             |          |  |           |         | A |
| 1-45             |          |  |           |         |   |
| CONTROL MODULE 5 |          |  |           |         | A |
| TYPE:            |          | DYNALITE DDMC802   |           |         | A |
| DESCRIPTION      |          | 8CH MODULAR CONTROLLER   |           |         | A |
| LOCATION         |          | DIN RAIL MOUNTED WITHIN A NEW WALL MOUNTED ENCLOSURE ADJACENT DB-C |           |         | A |
| BUS:             |          | A  |           |         | A |
| CHANNEL          | CONTROL  | DESCRIPTION  |           |         | A |
|                  |          | LOCATION   | CIRCUIT   | USE     | A |
| C-1              | DGBM200  |  | DB-C -L1  |         | B |
| C-2              |          |  |           |         | B |
| C-3              |          |  |           | RDL4    | A |
| C-4              |          |  |           | S5      | A |
| C-5              | DGBM200  |  |           | UP1     | A |
| C-6              |          |  |           | PL1     | B |
| C-7              |          |  |           |         | A |
| C-8              |          |  |           |         | A |
| CONTROL MODULE 6 |          |  |           |         | A |
| TYPE:            |          | DYNALITE DDMC802   |           |         | A |
| DESCRIPTION      |          | 8CH MODULAR CONTROLLER   |           |         | A |
| LOCATION         |          | DIN RAIL MOUNTED WITHIN DB-B                                       |           |         | A |
| BUS:             |          | A  |           |         | A |
| CHANNEL          | CONTROL  | DESCRIPTION  |           |         | A |
|                  |          | LOCATION   | CIRCUIT   | USE     | A |
| B1               | DGTM202  |  | DB-B -L1  | WL1     | A |
| B2               |          |  |           | WL1     | A |
| B3               | DGTM202  |  |           | WL3     | A |
| B4               |          |  |           | LP1     | A |
| B5               | DGTM202  |  |           | WL1 WL2 | A |
| B6               |          |  |           | WL2     | A |
| B7               |          |  |           |         | A |
| B8               |          |  |           |         | A |



# ELECTRICAL DESIGN GROUP

ELECTRICAL BUILDING SERVICES CONSULTANTS

P.O. Box 15, SHERWOOD Q. 4075

Phone: (07) 3278 4375 Fax: (07) 3716 0222

Web Site: www.edg.net.au Email: brisbane@edg.net.au


C3358a - BRACKEN RIDGE TAVERN

C3358a-0004(D).xls

LIGHTING CONTROL SCHEDULE

REVISION D - 14 AUGUST 2025

| CONTROL MODULE 7 |          |  |           |      | A |
|------------------|----------|--|-----------|------|---|
| TYPE:            |          | DYNALITE DDMC802                       |           |      | A |
| DESCRIPTION      |          | 8CH MODULAR CONTROLLER                 |           |      | A |
| LOCATION         |          | DIN RAIL MOUNTED WITHIN DB-B           |           |      | A |
| BUS:             |          | A                                      |           |      | A |
| CHANNEL          | CONTROL  | DESCRIPTION                            |           |      | A |
|                  |          | LOCATION                               | CIRCUIT   | USE  | A |
| B9               | DGTM202  |  | DB-B -L2  | WL2  | A |
| B10              |          |  |           | WL2  | A |
| B11              | DGTM202  |  |           | WL3  | A |
| B12              |          |  |           | WL1  | A |
| B13              |          |  |           |      | A |
| B14              |          |  |           |      | A |
| B15              |          |  |           |      | A |
| B16              |          |  |           |      | A |
| CONTROL MODULE 8 |          |  |           |      | A |
| TYPE:            |          | DYNALITE DDRC1220FR-GL                 |           |      | A |
| DESCRIPTION      |          | 12CH 20 A FEEDTHROUGH RELAY CONTROLLER |           |      | A |
| LOCATION         |          | DIN RAIL MOUNTED WITHIN DB-B           |           |      | A |
| BUS:             |          | A                                      |           |      | A |
| CHANNEL          | CONTROL  | DESCRIPTION                            |           |      | A |
|                  |          | LOCATION                               | CIRCUIT   | USE  | A |
| B17              | SWITCHED | EXTERNAL                               | DB-B - L3 | SIGN | A |
| B18              | SWITCHED | EXTERNAL                               | DB-B - L3 | SIGN | A |
| B19              | SWITCHED | EXTERNAL                               | DB-B - L4 | SIGN | A |
| B20              | SWITCHED | EXTERNAL                               | DB-B - L4 | SIGN | A |
| B21              |          |  |           |      | A |
| B22              |          |  |           |      | A |
| B23              |          |  |           |      | A |
| B24              |          |  |           |      | A |
| B25              |          |  |           |      | A |
| B26              |          |  |           |      | A |
| B27              |          |  |           |      | A |
| B28              |          |  |           |      | A |



# ELECTRICAL DESIGN GROUP

ELECTRICAL BUILDING SERVICES CONSULTANTS

P.O. Box 15, SHERWOOD Q. 4075

Phone: (07) 3278 4375 Fax: (07) 3716 0222

Web Site: www.edg.net.au Email: brisbane@edg.net.au


C3358a - BRACKEN RIDGE TAVERN

C3358a-0004(D).xls

LIGHTING CONTROL SCHEDULE

REVISION D - 14 AUGUST 2025

| CONTROL MODULE 9  |          |                                 |            |      | A |
|-------------------|----------|---------------------------------|------------|------|---|
| TYPE:             |          | DYNALITE DDBC1200               |            |      | A |
| DESCRIPTION       |          | 12CH BOARD CAST DALI CONTROLLER |            |      | A |
| LOCATION          |          | DIN RAIL MOUNTED WITHIN DB-B    |            |      | A |
| BUS:              |          | A                               |            |      | A |
| CHANNEL           | CONTROL  | DESCRIPTION                     |            |      | A |
|                   |          | LOCATION                        | CIRCUITS   | USE  | A |
| B29               | DALI DIM |                                 | DB-B - L5  | UP1  | A |
| B30               | DALI DIM |                                 | DB-B - L5  | UP1  | A |
| B31               | DALI DIM |                                 | DB-B - L6  | S7   | A |
| B32               | DALI DIM |                                 | DB-B - L6  | S7   | A |
| B33               | DALI DIM |                                 | DB-B - L7  | UP1  | A |
| B34               |          |                                 |            |      | A |
| B35               |          |                                 |            |      | A |
| B36               |          |                                 |            |      | A |
| B37               |          |                                 |            |      | A |
| B38               |          |                                 |            |      | A |
| B39               |          |                                 |            |      | A |
| B40               |          |                                 |            |      | A |
| CONTROL MODULE 10 |          |                                 |            |      | A |
| TYPE:             |          | DYNALITE DDBC1200               |            |      | A |
| DESCRIPTION       |          | 12CH BOARD CAST DALI CONTROLLER |            |      | A |
| LOCATION          |          | DIN RAIL MOUNTED WITHIN DB-B    |            |      | A |
| BUS:              |          | A                               |            |      | A |
| CHANNEL           | CONTROL  | DESCRIPTION                     |            |      | A |
|                   |          | LOCATION                        | CIRCUITS   | USE  | A |
| B41               | DALI DIM |                                 | DB-B - L8  | SDL2 | A |
| B42               | DALI DIM |                                 | DB-B - L8  | CAT  | A |
| B43               | DALI DIM |                                 | DB-B - L8  | SDL6 | A |
| B44               | DALI DIM |                                 | DB-B - L8  | RDL2 | A |
| B45               | DALI DIM |                                 | DB-B - L9  | CAT  | A |
| B46               | DALI DIM |                                 | DB-B - L9  | RDL2 | A |
| B47               | DALI DIM |                                 | DB-B - L9  | TRK1 | B |
| B48               | DALI DIM |                                 | DB-B - L9  | PL2  | B |
| B49               | DALI DIM |                                 | DB-B - L10 | RDL1 | C |
| B50               | DALI DIM |                                 | DB-B - L10 | RDL1 | A |
| B51               | DALI DIM |                                 | DB-B - L10 | RDL1 | A |
| B52               | DALI DIM |                                 | DB-B - L9  | SDL1 | A |
| B53               | DALI DIM | SPORTS BAR                      | DB-B - L11 | RDL1 |   |



# ELECTRICAL DESIGN GROUP

ELECTRICAL BUILDING SERVICES CONSULTANTS

P.O. Box 15, SHERWOOD Q. 4075

Phone: (07) 3278 4375 Fax: (07) 3716 0222

Web Site: www.edg.net.au Email: brisbane@edg.net.au

C3358a - BRACKEN RIDGE TAVERN

C3358a-0004(D).xls

LIGHTING CONTROL SCHEDULE

REVISION D - 14 AUGUST 2025

|                   |          |  |            |           |   |
|-------------------|----------|--|------------|-----------|---|
| CONTROL MODULE 11 |          |  |            |           | A |
| TYPE:             |          | DYNALITE DDBC1200  |            |           | A |
| DESCRIPTION       |          | 12CH BOARD CAST DALI CONTROLLER                                    |            |           | A |
| LOCATION          |          | DIN RAIL MOUNTED WITHIN DB-B                                       |            |           | A |
| BUS:              |          | A  |            |           | A |
| CHANNEL           | CONTROL  | DESCRIPTION  |            |           | A |
|                   |          | LOCATION   | CIRCUITS   | USE       | A |
| B54               | DALI DIM |  | DB-B - L11 | TRK1      | B |
| B55               | DALI DIM |  | DB-B - L12 | S3 S4     | A |
| B56               | DALI DIM |  | DB-B - L12 | SDL8      | D |
| B57               | DALI DIM |  | DB-B - L12 | SDL8      | C |
| B58               | DALI DIM |  | DB-B - L12 | TRK1      | B |
| B59               | DALI DIM |  | DB-B - L13 | RDL2      | A |
| B60               | DALI DIM |  | DB-B - L13 | CAT       | A |
| B61               | DALI DIM |  | DB-B - L13 | CAT       | A |
| B62               | DALI DIM |  | DB-B - L13 | RDL3      | A |
| B63               | DALI DIM |  | DB-B - L13 | RDL2      | A |
| B64               | DALI DIM |  | DB-B - L9  | SDL9 SDL9 | C |
| B65               |          |  |            |           | A |
| B66               |          |  |            |           | A |
| CONTROL MODULE 12 |          |  |            |           | A |
| TYPE:             |          | DYNALITE DDMC802   |            |           | A |
| DESCRIPTION       |          | 8CH MODULAR CONTROLLER   |            |           | A |
| LOCATION          |          | DIN RAIL MOUNTED WITHIN A NEW WALL MOUNTED ENCLOSURE ADJACENT DB-G |            |           | A |
| BUS:              |          | A  |            |           | A |
| CHANNEL           | CONTROL  | DESCRIPTION  |            |           | A |
|                   |          | LOCATION   | CIRCUIT    | USE       | A |
| G1                | DGBM200  |  | DB-G -L1   | SDL3      | A |
| G2                |          |  |            | S1        | A |
| G3                |          |  |            | S2        | A |
| G4                |          |  |            |           | A |
| G5                |          |  |            |           | A |
| G6                |          |  |            |           | A |
| G7                |          |  |            |           | A |
| G8                |          |  |            |           | A |